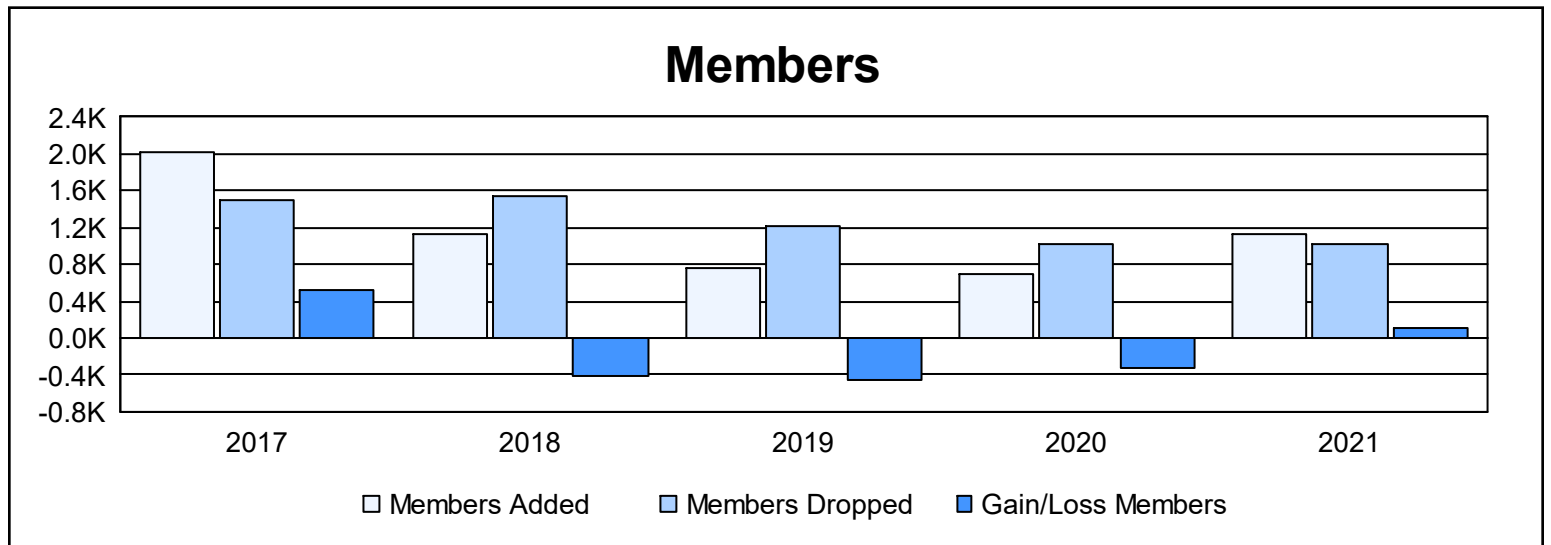
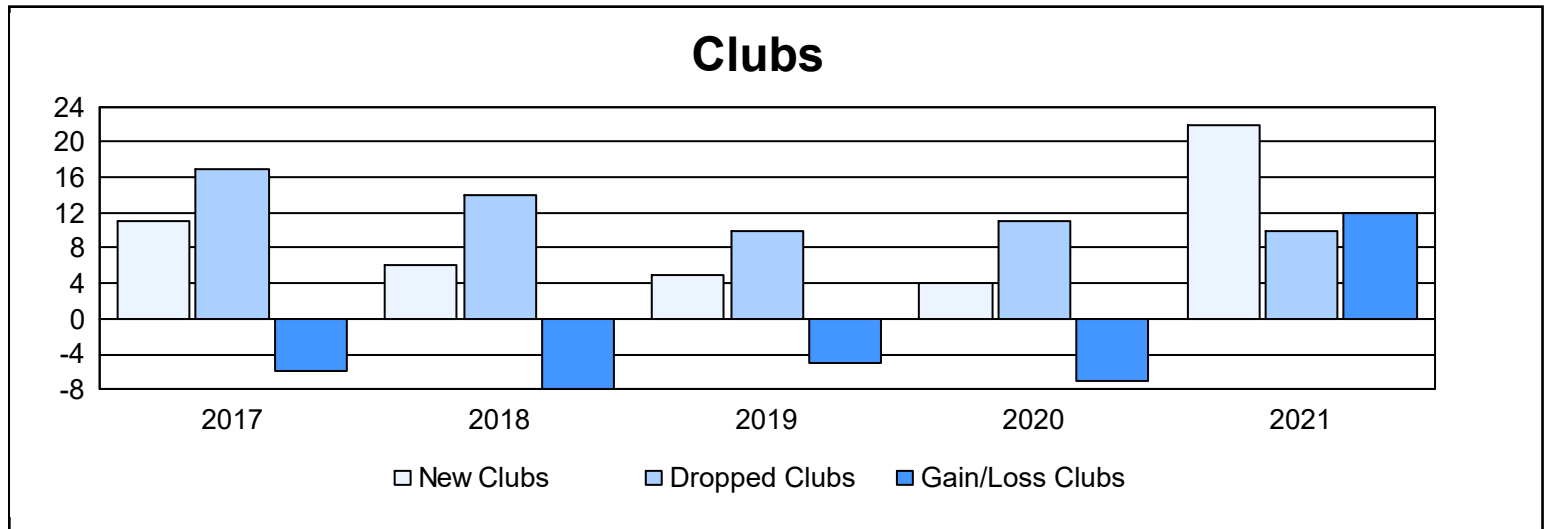
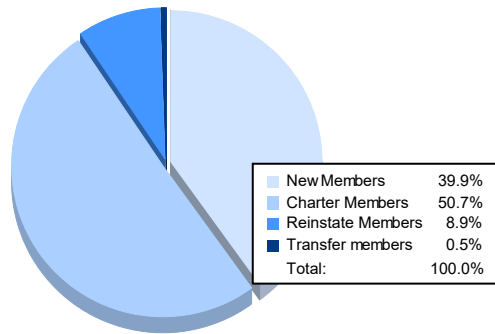


Year	New Clubs	Dropped Clubs	Gain/ Loss Clubs	New Members	Charter Members	Reinstate Members	Transfer Members	Total Member Added	Total Members Dropped	Gain/ Loss Members
2016-2017	11	17	-6	1,308	419	257	34	2,018	1,507	511
2017-2018	6	14	-8	789	198	120	22	1,129	1,536	-407
2018-2019	5	10	-5	416	151	181	14	762	1,223	-461
2019-2020	4	11	-7	348	141	165	30	684	1,010	-326
2020-2021	22	10	12	450	571	100	6	1,127	1,013	114
Average	10	12	-3	662	296	165	21	1,144	1,258	-114



Membership Composition June 2021 Cumulative



Gender Composition June 2021 Cumulative

